



GORE® SMT EMI Gaskets and Grounding Pads

Ordering Information

Ordering Information

All components of GORE® SMT EMI Gaskets and Grounding Pads, including carrier tape, cover tape, and reels are packaged according to EIA 481. The carrier tape is conductive carbon-filled polycarbonate or polystyrene. Most of the parts are packaged in a 4-mm pitch carrier tape, with larger parts packaged in 8-mm pitch (Figures 1 and 2). Tape is available in widths of 12 mm, 16 mm, and 24 mm, depending on the part geometry (Table 1). The A_0 , B_0 , and K_0 pocket dimensions (Figure 3) vary based on the part dimensions as shown in Tables 3 and 4.

The peeling force of the cover tapes is between 10 and 100 grams. All cover tape is static dissipative and is sealed using a pressure-sensitive adhesive.

Figure 2: Configuration of Carrier Tape, 8-mm Pitch

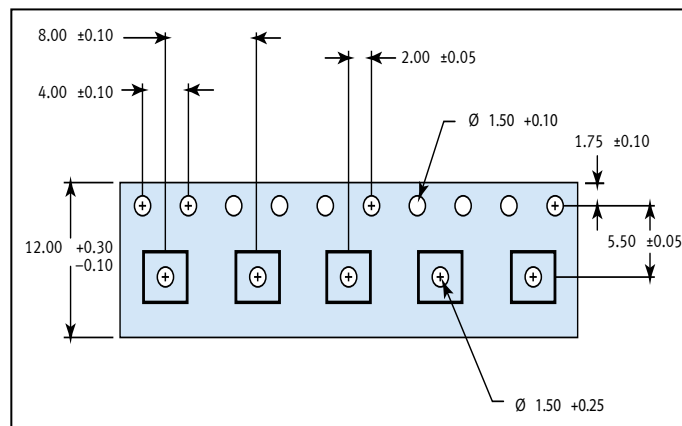


Table 1: Carrier Tape Dimensions

Tape Width (mm)	A (mm)	B (mm)
12 x 4	12.00 (+0.30/-0.10)	5.50 (± 0.05)
16 x 4	16.00 (+0.30/-0.10)	7.50 (± 0.10)
24 x 4	24.00 (+0.30/-0.10)	11.50 (± 0.10)

Figure 3: Pocket Dimensions for Carrier Tape

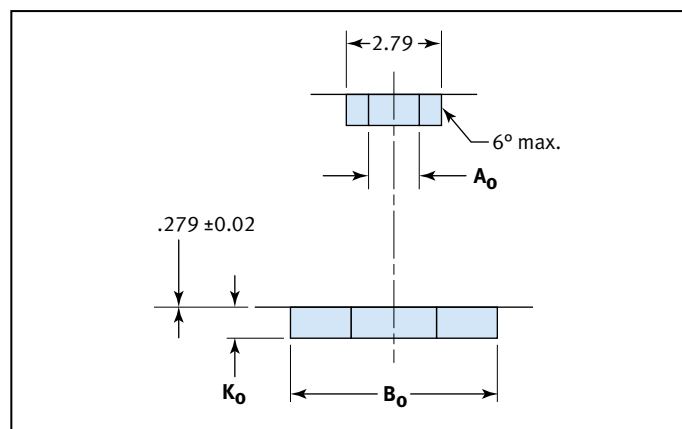
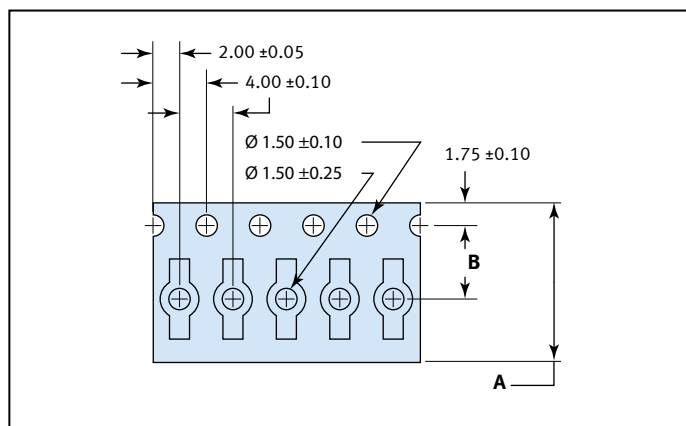


Figure 1: Configuration of Carrier Tape, 4-mm Pitch





GORE® SMT EMI Gaskets and Grounding Pads

Ordering Information

Gore uses reels that have 330-mm plastic flanges with 100-mm inside diameter cores and 330-mm outside diameter cores (Figure 4). The inside diameter has three sprocket notches with a minimum diameter of 20.2 mm. The reels are labeled on one side with the part number, the lot number, the date, and the number of parts on the reel. Reels are packaged into cartons; the number of reels per carton varies depending on tape width (Table 2).

Figure 4: Typical Reel of GORE® SMT EMI Gaskets and Grounding Pads



PART AND PACKAGING DIMENSIONS FOR GORE® SMT EMI GASKETS AND GROUNDING PADS

Thickness dimensions for the SMT GS5200 Series include the shim (Figure 5), and all of the dimensions of the SMT Supersoft Series include both the shim and the mechanical crimp (Figure 6). See Tables 3 and 4 for dimensions of each part, including corresponding specifications for carrier tape, reel, pocket, solder mask opening, and solder paste pads.

Figure 5: Dimensions of SMT GS5200 Series


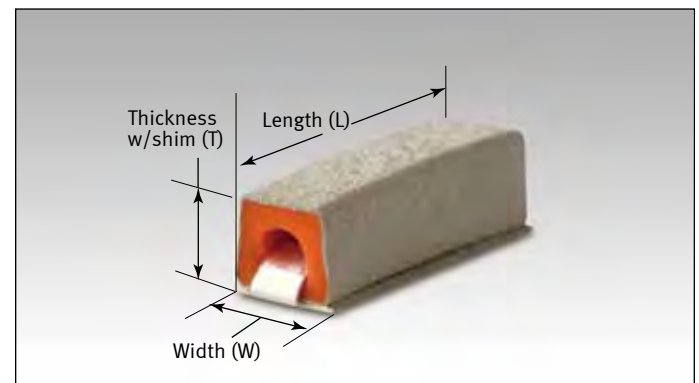


Table 2: Reel Packaging

Tape Width	Maximum Reels Per Carton
12 mm	15
16 mm	13
24 mm	9

Gore lot numbers are sequentially assigned as the product is produced. As other raw materials are introduced in production, e.g., metal shims, new lot numbers are assigned for the work-in-process items, but all raw material lots can be traced. Our supplier provides lot numbers for the carrier tape and cover tape. Gore records the operating conditions and all processes performed on each lot and stores this data in our System 9000 Quality Control Database.

Figure 6: Dimensions of SMT Supersoft Series





GORE® SMT EMI Gaskets and Grounding Pads

Ordering Information

Table 3: Part Numbers and Packaging Dimensions for SMT 5200 Series

Gore Part Number	Length (L) ±0.1 (mm)	Width (W) ±0.1 (mm)	Thickness (T) (mm)	Carrier Tape Configuration (mm)	Parts per Reel	Typical Part Weight (g)	Pocket Dimensions			Solder Mask Opening		Solder Paste Pads		
							A ₀ (mm)	B ₀ (mm)	K ₀ (mm)	Length (A) (mm)	Width (B) (mm)	Quantity	Diameter (C) (mm)	Configuration
25SMT-3645-21	5.50	1.10	0.50	12 x 4	15,000	0.0115	1.30	5.88	0.66	5.55	1.21	3	0.66	Linear
25SMT-3645-22	8.00	1.10	0.50	16 x 4	15,000	0.0160	1.30	8.38	0.66	8.05	1.21	3	0.66	Linear
25SMT-3645-34	5.50	0.90	0.50	12 x 4	15,000	0.0200	1.10	5.88	0.65	5.55	0.99	3	0.54	Linear
25SMT-3645-9	5.50	1.25	0.72	12 x 4	15,000	0.0158	1.48	5.88	0.85	5.55	1.38	3	0.75	Linear
25SMT-3645-10	8.00	1.25	0.72	16 x 4	15,000	0.0230	1.48	8.38	0.85	8.05	1.38	3	0.75	Linear
25SMT-3645-11	12.00	1.25	0.72	24 x 4	15,000	0.0339	1.45	12.34	0.86	12.05	1.38	3	0.75	Linear
25SMT-3645-17	5.50	1.10	0.72	12 x 4	15,000	0.0142	1.30	5.88	0.85	5.55	1.21	3	0.66	Linear
25SMT-3645-25	12.00	2.00	0.72	24 x 4	15,000	0.0500	2.40	12.35	0.88	12.05	2.20	4	1.20	Linear
25SMT-3645-26	8.00	2.00	0.72	16 x 4	15,000	0.0400	2.20	8.23	0.76	8.05	2.20	3	1.20	Linear
25SMT-3645-27	5.50	2.00	0.72	12 x 4	15,000	0.0240	2.20	5.73	0.76	5.55	2.20	3	1.20	Linear
25SMT-3645-33	3.20	1.10	0.72	12 x 4	15,000	0.0078	1.40	3.55	1.00	3.25	1.21	2	0.66	Linear
25SMT-3645-40	5.50	1.25	0.84	12 x 4	10,000	0.0110	1.50	5.90	1.05	5.55	1.38	3	0.75	Linear
25SMT-3645-41	3.20	1.25	0.84	12 x 4	10,000	0.0100	1.47	3.43	1.07	3.25	1.38	2	0.75	Linear
25SMT-3645-43	3.20	3.20	1.30	12 x 8	5,000	0.0370	3.65	3.65	1.65	3.25	3.52	4	0.75	Square
25SMT-3645-44	8.00	2.00	1.30	16 x 4	7,500	0.0580	2.40	8.50	1.63	8.05	2.20	3	1.20	Linear

Table 4: Part Numbers and Packaging Dimensions for SMT Supersoft Series

Gore Part Number	Length (L) ±0.15 (mm)	Width (W) ±0.15 (mm)	Thickness (T) (mm)	Carrier Tape Configuration (mm)	Parts per Reel	Typical Part Weight (g)	Pocket Dimensions			Solder Mask Opening		Solder Paste Pads		
							A ₀ (mm)	B ₀ (mm)	K ₀ (mm)	Length (A) (mm)	Width (B) (mm)	Quantity	Diameter (C) (mm)	Configuration
25SMT-4442-01	3.60	1.70	1.60	12 x 4	6,500	0.0219	1.95	3.95	1.81	3.65	1.87	2	1.02	Linear
25SMT-4442-03	3.60	2.50	2.40	12 x 4	6,500	0.0360	2.75	3.86	2.55	3.65	2.75	2	1.50	Linear

NOTICE – USE RESTRICTIONS APPLY
Not for use in food, drug, cosmetic or medical device manufacturing, processing, or packaging operations.

